



PFI MEGA LIFE

FUND FACT SHEET

MEGA AMANAH LINK EQUITY FUND

SHARIA EQUITY UNIT LINK

Bloomberg Link: <https://www.bloomberg.com/quote/MEGAAEF:J>

October 29, 2021

Investment Objectives

Obtain long-term investment growth with controlled risk through investment in sharia equity securities and leading sharia equity funds that have strong fundamentals and the potential for stable net profit growth.

Investment Policy

Sharia Stocks / Equity Mutual Funds	80% - 100%
Sharia Money Market	0% - 20%

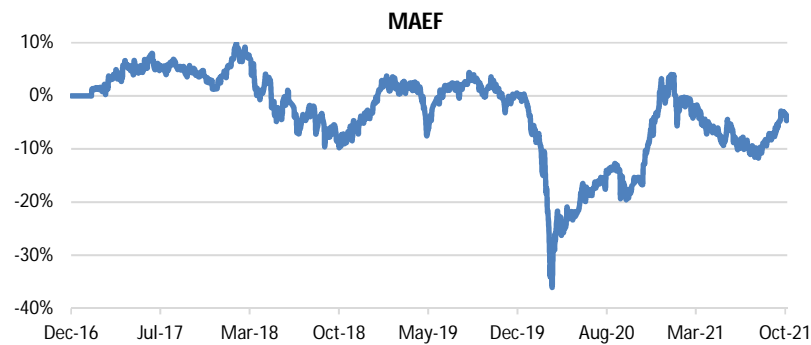
About PFI Mega Life

Established in 2011, PT PFI Mega Life Insurance is a newly structured joint venture life insurance company which combines the global expertise of Prudential Financial Inc with the local market network of CT Corpora. PFI Mega Life offers an array of life insurance products which cater to a wide range of customers, from large entities to individuals.

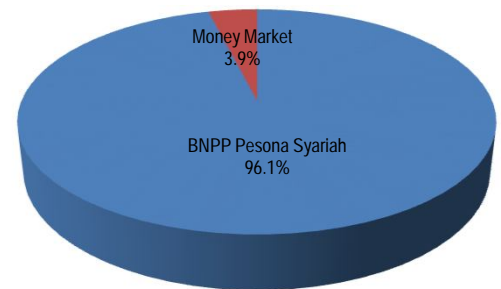
Top Holdings in Portfolio (Alphabetical Order)

01. AKR Corporindo	06. Mitra Keluarga Karya Sehat
02. Charoen Pokphand Ind.	07. Semen Indonesia
03. Erajaya Swasembada	08. Telekomunikasi Indonesia
04. Indofood CBP Sukses Makmur	09. United Tractors
05. Media Nusantara Citra	10. XL Axiata

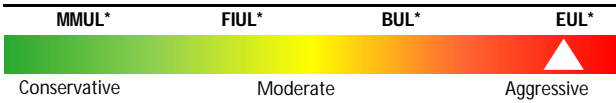
Since Inception Performance



Assets Allocation



Risk Profile



- Money Market Unit Link (MMUL)
- Fixed Income Unit Link (FIUL)
- Balanced Unit Link (BUL)
- Equity Unit Link (EUL)

Unit Link Information

Inception Date	December 14, 2016
Unit Link Type	Sharia Equity
Assets Under Management	13,575,589,717
Total Unit Issued	14,115,676
Custodian Bank	CIMB Niaga
NAV / Unit	961.74
Currency	Rupiah
Management Fee Max.	2.50% p.a.
Custodian Fee Max.	0.25% p.a.

Investment Risks

- Risk of deteriorating economic and political conditions.
- Risk of decrease in investment value.
- Risk of liquidity.
- Risk of dissolution and liquidation.

Historical Performance

	1 Month	3 Months	6 Months	YTD	1 Year	3 Years	Since Inception	2020
Mega Amanah Link Equity Fund (MAEF)	2.28%	8.11%	2.25%	-2.52%	14.46%	3.79%	-3.83%	-1.36%
Peer Group Index*	1.19%	2.76%	2.17%	-4.08%	13.95%	-35.78%	-41.62%	-6.65%
Peer Group Index Alpha	1.08%	5.35%	0.08%	1.56%	0.51%	39.57%	37.80%	5.29%
Benchmark**	2.22%	5.58%	4.69%	4.55%	22.10%	7.01%	8.44%	-4.95%
Benchmark Alpha	0.06%	2.52%	-2.44%	-7.07%	-7.64%	-3.22%	-12.27%	3.59%

Notes: *. Sharia Equity Fund Index (SEFI) ; **. 95% ISSI + 5% IDR 1Mo TD Rate Net

Disclaimer

This report is prepared by PT PFI Mega Life Insurance for informational purposes only and can not be used or used as a basis for offering or selling. This report is based on the circumstances that have occurred and has been carefully prepared by PT PFI Mega Life Insurance even though PT PFI Mega Life Insurance does not guarantee the accuracy or completeness of the report. PT PFI Mega Life Insurance and its officers or employees shall not be liable for any direct or indirect losses arising from any use of this report. Past performance does not reflect future performance. Prospective Investors must understand the risks of investing in Unit Link (Capital Market), therefore prospective Investors must read and understand the contents of Policy/Brochure before deciding to invest.

PT PFI MEGA LIFE INSURANCE

Jl. T.B. Simatupang Kav. 88, Pasar Minggu, Jakarta Selatan 12520
Phone +62 21 50812100, Fax. +62 21 50812121

